



**nightingale**

professional bariatric care

## Equipment Rental & Sales Guide

Best Value Bariatric Solutions

Handling Equipment for Dignified Care

Clinically Proven Pressure Care Products

Guaranteed 4 Hour Delivery  
Nationwide 24/7/365 Service  
Full Training & Installation  
Accredited Education Programme  
Patient Assessments

**EMERGENCY BARIATRIC SALES & RENTAL**

**0800 879 9289**

**Direct Healthcare  
Group**

NIGHTINGALEBEDS.CO.UK

## Why Choose Nightingale?

### Professional & Experienced

20 years Bariatric care experience across multiple sectors



### Fully Compliant to Regulatory Standards

Ensuring highest quality of care



### Best Value Solutions when you need them

Under 4 hours standard delivery



### Specialist Bariatric Education & Tools

Supporting the delivery of dignified, harm-free care



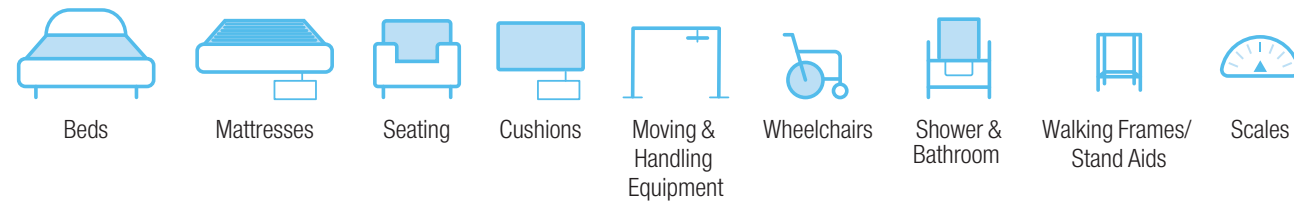
### Innovative Pressure Care Equipment

Award winning & clinically proven



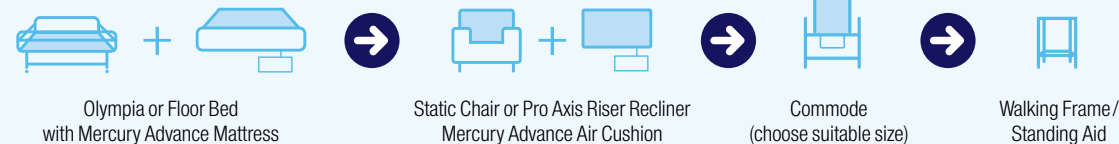
### Complete Bariatric Solutions

Continuity of care across the full patient pathway

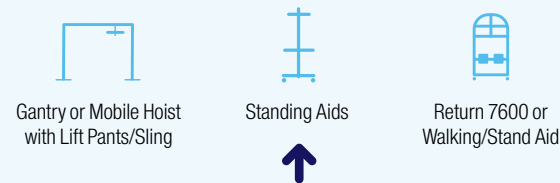


## Equipment Selection Guide for Bariatric Patients

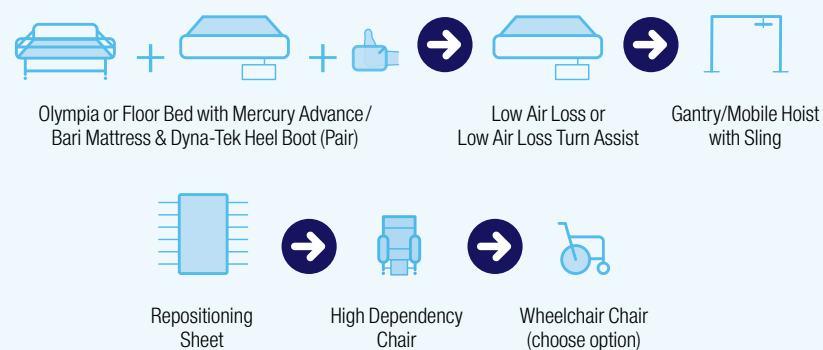
### MOBILE PATIENT



### SEMI MOBILE PATIENT



### NON MOBILE PATIENT



## Best Value Rental Packages

We have a number of Rental Package options available that represent an even more cost effective solution to fulfilling immediate care delivery requirements. When renting any bariatric bed and mattress package there are additional discounts available on additional equipment requirements. We can configure Rental Packages to suit your specific requirements at the best value.



### Bariatric Bed / Mattress • Commode • Bariatric Seat • Cushion

Please contact our Customer Service team who can provide further information on the right Rental Packages to meet your needs.

**Customer Support: 01978 660 810 / info@nightingalebeds.co.uk**

## Acute Bariatric Bed compatible with Foam, Hybrid/Dynamic, Turn Assist and Low Air Loss Mattress Options

### Olympia Bariatric Bed (500kg SWL)

#### Acute Bariatric Width-Adjustable Bed Frame

The Olympia Bariatric width-adjustable, profiling bed frame is fully compliant to the latest hospital bed standards. It can be used as a standard bed at 900mm and is expandable to 1100mm, 1200mm and 1300mm, with an extendable length to 2200mm.

The Olympia Bariatric has a user friendly, quiet operation to assist with the provision of dignified care.

**Order Code:** 0111

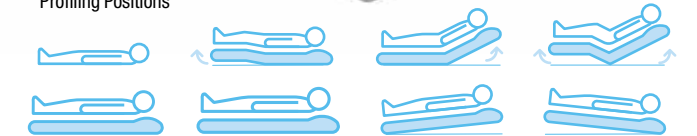
#### Specifications:

- 78st/500kg SWL (68st/435kg max patient weight)
- Width Adjustable from 900mm to 1300mm (with 1100 and 1200 options)
- Extendable length up to 2200mm

**Rental Daily Rate:** £40.00



#### Profiling Positions



### Raising Aid

#### Optimal support when getting in and out of the bed

Weight tested to be used as a handling aid. Ergonomic solid laminate design.

**Order Code:** 1113 (Included with bed rental by request)



## Bariatric Floor Bed (300kg SWL)

The EN9000KS bariatric floor bed is a fully profiling bed frame offering the lowest bariatric frame height currently available of 100mm to greatly assist with patients that can be mobilised in and out of bed and for vulnerable patients that are prone to falls.

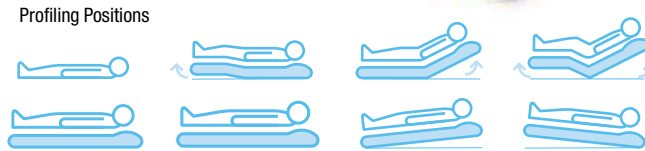
Clear access is also given under the bed frame for mobile hoists. The EN9000KS bed has a user friendly and quiet operation to assist with the provision of dignified care. Comes with integral safety rails and removable head/footboards.

**Order Code:** 0112

### Specifications:

- 47st/300kg SWL
- Frame width 1100mm

**Rental Daily Rate:** £40.00



## Bariatric Dynamic Air/Foam & Turning Mattress Systems Available with Olympia Bed

### Dyna-Form® Mercury Advance Bari WA (380kg Weight Limit)

A width-adjustable mattress replacement system that can deliver both pressure redistribution in static mode and pressure relief in dynamic mode, the Dyna-Form® Mercury Advance Bari WA is designed for use with patients at Very High Risk of developing pressure damage.

Offering high levels of patient comfort, this unique system has the facility to 'step up' to that of a dynamic mattress when clinically required. Similarly the mattress function can be 'stepped down' as the patient's condition improves. Can be used at 900mm, 1100mm, 1200mm and 1300mm widths.

**Mercury Advance Bari Mattress Order Code:** 0415 **Mercury Advance Bari Pump Order Code:** 1209

**Risk Category:** Very High Risk

**Dimensions:** 198cm (L) x 90–110/120–130cm (Width Adjustable) x 15cm (D)

**Rental Daily Rate (Mattress & Pump):** £20.00

Intelligent  
Pressure Care  
Management



### Dyna-Form® Low Air Loss (453kg Weight Limit)

The Dyna-Form® Low Air Loss system is an effective True Low Air Loss system designed for patients with sensitive skin and at Very High Risk of developing pressure ulcers.

Incorporating a high performance blower, the Dyna-Form® Low Air Loss system delivers true Low Air Loss therapy and excellent microclimate control with an evenly distributed flow of cooling air maintained across the mattress surface to assist in managing the heat and humidity of the skin.

**Low Air Loss Mattress Order Code:** 0403 **Low Air Loss Pump Order Code:** 1203

**Risk Category:** Very High Risk

**Dimensions:** 200cm (L) x 90/110/120/130cm (W) x 25cm (D)

**Rental Daily Rate (Mattress & Pump):** £20.00



### Dyna-Form® Power-Turn Elite Lateral Rotation Mattress (453kg Weight Limit)

Designed for challenging bariatric patients that have very little or no mobility, the Dyna-Form® Power-Turn Mattress System combines two clinically effective therapies: Lateral Rotation and True Low Air Loss in a portable system. A full, Left or Right Turn Mode is offered with either a 25° Small Turn or a 40° Big Turn.

**Order Code:** 0413

**Risk Category:** Very High Risk

**Dimensions:** 200cm (L) x 110cm\*/120cm\*\* (W) x 25cm (D)

**Rental Daily Rate (Mattress & Pump):** £25.00

**Important Note:** \*110cm (W) has a 363kg Weight Limit, \*\*120cm (W) has a 453kg Weight Limit



## Acute Hoisting and Handling Equipment

### Liko Ultra Twin Gantry Hoist (400kg SWL)

Includes re-usable sling

With a very high lifting capacity this gantry hoist has two lift motors that work together to meet very high demands. The Ultra Twin not only lifts and transfers, it also helps position the patient in sitting, semi-reclining or horizontal positions. Adjustable width span of 2m, 2.5m and 3m available.

**Order Code:** 0602 **Rental Daily Rate:** £45.00 **Additional Slings:** £3.50 per day



### Liko Viking XL Mobile Hoist (300kg SWL)

Includes re-usable sling

An increasing need for lifting heavy patients in different care situations led to the development of a mobile lift with high lifting capacity, made of aluminium to be as easy to manoeuvre as possible. This hoist comes with patient stability bars allowing for use as a rehabilitation frame with the Lift Pants as an accessory (please see accessories).

**Order Code:** 0601 **Rental Daily Rate:** £30.00 **Additional Slings:** £3.50 per day



### Titan 250 Bariatric Stand Aid (250kg SWL)

Includes re-usable sling

The Titan 250 is designed to carry out patient transfer from one seated position to another without compromising safety, for example in a toileting or general transfer situation. An ideal aid for patients who are cognitive and able to cooperate, and who are partially weight bearing but require assistance to be raised to an upright position, the Titan 250 facilitates an imitation of the body's natural rising movement, making the lifting action comfortable for the client.

**Order Code:** 0607 **Rental Daily Rate:** £30.00



## Hoisting Accessories

### Liko Ultra Twist Plate (500kg SWL)

For use with Gantry Hoist only

Allowing for safe patient rehabilitation between the span of the gantry hoist system with 360 degree rotation.

**Order Code:** 1115 **Rental Daily Rate:** £15.00



### Liko Ultra Lift Pants (500kg SWL)

For use with Gantry or Viking XL Mobile Hoist

Lift Pants can be used with an overhead lift or with a mobile lift with sufficient lifting height allowing for safe patient rehabilitation.

Available in XXL or XXXL

**Order Code:** 0604 **Rental Daily Rate:** £3.50



### Liko Repositioning Sheet (500kg SWL)

For use with Gantry or Viking XL Mobile Hoist

The RepoSheet is placed under the patient and can function like an ordinary sheet during the entire care period. With minimal effort, caregivers are then able to easily reposition and turn the patient with the help of an overhead lift.

**Order Code:** 0603 **Rental Daily Rate:** £3.50





## Seating

### Static Bedside Chair

Comes with drop arms and height adjustment

28" seat width (318kg)

Order Code: 0502

Rental Daily Rate: £15.00

32" seat width (318kg)

Order Code: 0501

Rental Daily Rate: £15.00



### Fero Obesitas Bedside Mobile Chair

A versatile bedside chair with electric backrest recline operation and drop arms. This chair can also be used as a patient transfer chair as it comes with larger castors, rear handle and a footplate.

30" seat width (318kg)

Order Code: 0507

Rental Daily Rate: £25.00



## Riser Recliner Options

### Pro Axis Riser Recliner Chairs

Hoist compatible – Option to hire integral Mercury Advance with riser recliner

These heavy duty chairs are ergonomically designed and offer pressure relieving seats, footrests and waterfall backs with full electric rise and recline functionality. All chairs are also compatible with mobile hoists and stand aids. Adjustable seat depth up to 5" with dynamic back rest adjustment to accommodate different body shapes.

19" seat width (120/140kg)

Order Code: 0505

Rental Daily Rate: £20.00

25" seat width (318kg)

Order Code: 0504

Rental Daily Rate: £25.00

31" seat width (318kg)

Order Code: 0503

Rental Daily Rate: £30.00

22" seat width (120/140kg)

Order Code: 0505

Rental Daily Rate: £20.00

28" seat width (318kg)

Order Code: 0504

Rental Daily Rate: £25.00

34" seat width (318kg)

Order Code: 0503

Rental Daily Rate: £30.00



## Mercury Advance Bari Alternating Air Cushion

The Dyna-Form® Mercury Advance Bari Alternating Cushion is a dynamic replacement seating system, combined with the benefits of modern foam technology. It is specifically designed for patients considered to be at Very High Risk of pressure ulcer development.

Offering high levels of patient comfort, this unique system has the facility to 'step up' to that of a dynamic cushion when clinically required. Similarly, the cushion function can be 'stepped down' as the patient's condition improves.

28" seat width (318kg)

Order Code: 1101

Rental Daily Rate: £5.00

30" seat width (318kg)

Order Code: 1101

Rental Daily Rate: £5.00

32" seat width (318kg)

Order Code: 1101

Rental Daily Rate: £5.00



Intelligent  
Pressure Care  
Management

## High Dependency Seating

### Hi-Lo Tilt-In Space Bariatric Day Chair (300kg SWL)

Offering the capability and functionality of a bed with full electric operation and a high dependency castellated foam surface. This chair is designed to be used as the first step from bed to chair for high dependency patients and allows for easier bed to chair lateral transfers. Can be used to assist with sit to stand exercises during early stages of a patient's rehabilitation. Large castors and a rear handle also allow for patient transportation.

Order Code: 0508

Rental Daily Rate: £45.00



## Specialist Seating

All specialist seating manufactured by Kirton is now available through Nightingale, and comes with clinically proven pressure care cushions.

### Florien II

The Florian II is a dynamic and highly mobile seating system that enables greater independence by promoting correct posture and facilitating a supportive, comfortable seated position. Featuring manual tilt-in-space, leg rest elevation and removable side arms for easier hoist access and side transfers.

Available with lateral support for an extra £2 per day.

Order Code: 0707

Rental Daily Rate: £20.00

### G-2

For the semi- and non-ambulant user with high posture and pressure care needs, the G-2 features electric tilt-in-space action and built-in, helical-motion lateral supports.

400mm Order Code: 0708

450mm Order Code: 0709

500mm Order Code: 0710

550mm Order Code: 0711

Rental Daily Rate: £20.00



### Duo Major

The Duo Major is designed for the non-ambulant user with profound posture and pressure care needs. Electric tilt-in-space and dynamic features provide extensive positioning and postural management for individuals who are at risk of developing an unconventional body shape, unable to maintain a midline position and require additional support.

Available with lateral support for an extra £2 per day.

350mm Order Code: 0712

400mm Order Code: 0713

450mm Order Code: 0714

500mm Order Code: 0715

Rental Daily Rate: £20.00



## Commodes/Showering

The Freeway T100 Bariatric Shower Chair is suitable for a variety of applications for bariatric clients. The T100 benefits from increased diameter tubing, special heavy duty castors, heavy duty footrests with height adjustable heel supports which are removable and swing away.

Other commodes/showering accessories available.

Standard Commodes available from RDR: £10

28" seat width (350kg)

Order Code: 0706

Rental Daily Rate: £15.00

30" seat width (350kg)

Order Code: 0706

Rental Daily Rate: £15.00

32" seat width (350kg)

Order Code: 0706

Rental Daily Rate: £15.00



## Wheelchairs

A range of folding and fixed width wheelchairs available to aid patient mobilisation.

**20" tilt in space wheelchair (125kg)**  
**Order Code:** 0606  
**Rental Daily Rate:** £20.00

**28" fixed width wheelchair (325kg)**  
**Order Code:** 0606  
**Rental Daily Rate:** £15.00

**30" folding wheelchair (318kg)**  
**Order Code:** 0606  
**Rental Daily Rate:** £15.00

**28" folding wheelchair (318kg)**  
**Order Code:** 0606  
**Rental Daily Rate:** £15.00



## Rollators, Walking Frames and Stand Aids

**Stand Tall XXL Walking Aid (325kg SWL)**  
 Height adjustable

**Order Code:** 0901  
**Rental Daily Rate:** £15.00



**Height Adjustable Walking Aid (318kg SWL)**  
 Height adjustable

**Order Code:** 0902  
**Rental Daily Rate:** £5.00



**Return 7600 (205kg SWL)**  
 Assisting with sit to stand and patient rehabilitation

**Order Code:** 0904  
**Rental Daily Rate:** £10.00



## Community Bariatric Beds and Handling Equipment

**XXL Xpress Bariatric Care Bed (270kg SWL)**

**Order Code:** 0110  
**Rental Daily Rate:** £20.00  
 Plus mattress option if required.  
**Dimensions:** 200cm (L) extendable to 220cm (L) x 120cm (W)



**Mobile Flex 2 Post Gantry Hoist (275kg SWL)**  
 Includes re-usable sling

**Order Code:** 1115  
**Rental Daily Rate:** £45.00



**Atlas 250 Mobile Lift (250kg SWL)**  
 Includes re-usable sling

**Order Code:** 0601  
**Rental Daily Rate:** £30.00



## High/Low Acute and Community Beds

**Olympia Hi-Lo Acute Care Bed (230kg SWL)**

**Height adjustment:** 25–80cm  
**Order Code:** 0112  
**Rental Daily Rate:**  
 £12.50 (frame only)  
 £15.00 (with static mattress)  
 £20.00 (with dynamic mattress)



**Aerys Hi-Lo Community Bed (230kg SWL)**

**Height adjustment:** 25–80cm  
**Order Code:** 0113  
**Rental Daily Rate:**  
 £12.50 (frame only)  
 £15.00 (with static mattress)  
 £20.00 (with dynamic mattress)



**EN9000 Acute Floor Bed (200kg SWL)**

**Height adjustment:** 10–72.5cm  
**Order Code:** 0114  
**Rental Daily Rate:**  
 £20.00 (frame only)  
 £22.50 (with foam mattress)  
 £26.50 (with dynamic mattress)



## Equipment Assessments and Patient/Client Weighing Service

We can offer individual equipment assessments for beds, pressure care systems, seating, hoisting and patient/client mobilisation when accompanied by a Clinician.

In addition to this we can also offer a patient/client weigh service. (Please enquire for more information).

**Independent Bed Scale System (1000kg SWL)**  
 Class III Compliant

A versatile low profile system allowing for patient weighs on virtually any bed frame. Comes with an integral trolley for ease of transportation. Simple to use with BMI function.

**Order Code:** 0802  
**Rental Daily Rate:** £15.00



**M200 Chair Scales (300kg SWL)**  
 Class III Compliant

Heavy duty wheeled chair scales with a high capacity wider seat, hinged armrests and foot plates. This chair allows for dignified patient weighs with a simple to use display unit which includes a BMI function.

**Order Code:** 0803  
**Rental Daily Rate:** £10.00



**Ramped Foldaway Scale System (300kg SWL)**  
 Class III Compliant

Suitable for wheelchair or standing weighs. Transportation wheels and foldable for storage.

**Order Code:** 0804  
**Rental Daily Rate:** £10.00





## Other Items Available

### Bariatric Training Suit

**Order Code:** 1106

Provided to help support a dignified approach to bariatric care and assisting carers with training days.

(Please enquire for more information).



## Dyna-Tek® Positioning Products

The Dyna-Tek® Heel Boot and Dyna-Tek® Heel Pad are simple-to-use solutions that can help reduce the risk of pressure ulcers developing on the vulnerable heel area. Suitable for patients evaluated to be at High Risk of developing pressure damage, the Dyna-Tek® Heel Boot and Dyna-Tek® Heel Pad have been designed to offer patients comfortable and effective pressure redistribution.

Lightweight, soft and yet very durable, the Dyna-Tek® Heel Boot and Dyna-Tek® Heel Pad are also economic preventative solutions, especially when weighed against the significant costs that can be incurred in relation to pressure ulcer treatment.

The Dyna-Tek® Heel Boot and Dyna-Tek® Heel Pad are single patient use products that can remain in place for up to 28 days.



### 1. Dyna-Tek® Heel Boot (Large)

**Order Code:** DYNAHEE001 **Purchase Only:** £143.64 (1 box / 36 pairs)

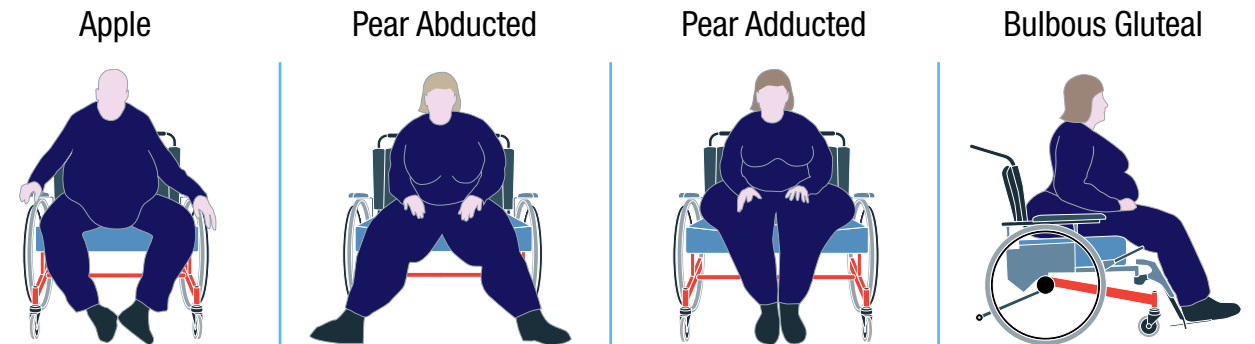
### 2. Dyna-Tek® Heel Pad

**Order Code:** DYNAHEE002 **Purchase Only:** £143.64 (1 box / 18 units)

## Equipment Selection Guide

Our professional teams are always on hand to help you choose the best solution for your needs. Here are some patient details you might want to consider when selecting bariatric equipment:

### Body Shape



Age Group	Child	Young Adult	Adult	Mature Adult	Elderly
Height	to 5ft	5ft to 5ft 6"	5ft 6" to 6ft	6ft to 6 ft 6"	over 6ft 6"
Weight	to 20st	20-30st	30-40st	40-50st	50-65st

Mobility Assessment	Pressure Ulcer Risk Assessment
No Limitation (Can stand and walk)	Low
Slightly Limited (Walks with support)	Low to Medium
Limited (Can bear weight)	Medium
Very Limited (Chair bound)	Medium to High
Completely Immobile (Bed bound)	High
Not Conscious	High to Very High Risk

### Simple Patient Assessments make equipment choice easier and more cost effective

Order Maker: (Name and Title)	Tel:
Hospital/Ward:	Email:
Patient Name/ID:	Weight:                      Height:
Body Shape:	Mobility:
PAC Needs:	Date and Time:
Ward Contact:	Tel:
Trust:	ORDER NO:

### Always order equipment in line with local protocol and clinical assessment

Notes:

Our dedicated and fully trained Customer Service team are on hand to guide you through our comprehensive portfolio of specialist bariatric equipment and ensure you select the best solutions for the provision of dignified, harm-free patient care.

**Customer Support: 01978 660 810 / [info@nightingalebeds.co.uk](mailto:info@nightingalebeds.co.uk)**

**EMERGENCY BARIATRIC SALES & RENTAL**

**0800 879 9289**

## Direct Healthcare Group

### Service Centres

**Nightingale Wrexham**  
Ash Road South, Wrexham  
LL13 9UG

**Nightingale Caerphilly**  
Withey Court  
Western Industrial Estate  
Caerphilly  
CF83 1BF


**Nightingale Hillingdon**  
Provident Industrial Estate  
Pump Lane, Hayes  
UB3 3NE

**Nightingale Oldham**  
Acorns Business Centre  
Barry Street, Oldham  
OL1 3NE



# nightingale

professional bariatric care



**T:** +44 (0) 800 879 9289 **F:** +44 (0) 197 866 0828  
**E:** [info@nightingalebeds.co.uk](mailto:info@nightingalebeds.co.uk) **W:** [www.nightingalebeds.co.uk](http://www.nightingalebeds.co.uk)